

Intentional Injury

Key Findings:

Deaths and Hospitalizations

- In 2016, there were 97 intentional injury deaths among Washington residents ages 0-19, for a rate of 5.4 per 100,000. There were 65 suicides and 32 homicides.^{1,a}
- In 2015, there were 802 nonfatal hospitalizations due to intentional injury among Washington youth ages 0-19, for a rate of 45 per 100,000.^{1,b}
- In 2016, 58 Washington youth ages 15-19 committed suicide, for a rate of 12.8 per 100,000. In 2015, 441 youth ages 15-19 were hospitalized after a suicide attempt, for a rate of 89.4 per 100,000.^{1,2,a,b}
- From 2013-2015 death rates and hospitalization rates for intentional injuries among all Washington children were highest in youth ages 15-19 followed by infants.^{1,2,a,b}
- From 2012-2015, among Washington children ages 0-19 the most common causes for nonfatal intentional injury hospitalizations were poisoning, cutting/piercing, and injuries caused by being struck by an object or person.^{2,b}

Definitions:

Intentional injury deaths: Deaths due to homicide and suicide.^a

Intentional injury hospitalizations: Nonfatal hospitalizations due to assault or attempted suicide.^b

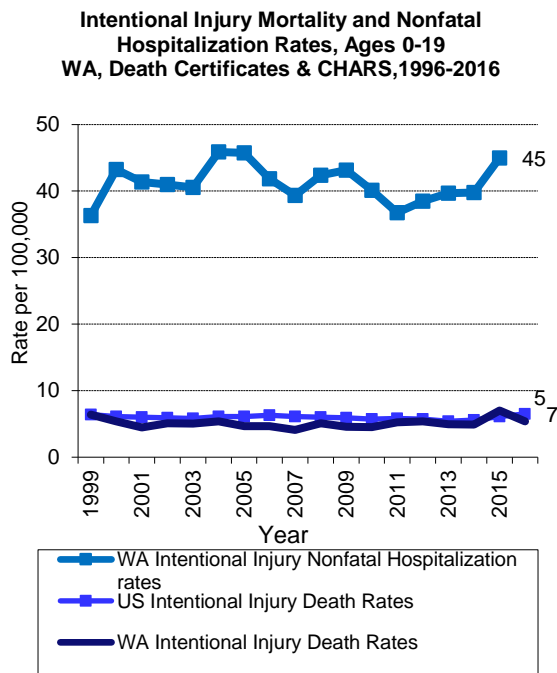
- The Healthy People 2020 goals for children and adults combined are to reduce suicides to no more than 10.2 per 100,000 total population and homicides to no more than 5.5 per 100,000. For 2016, the Washington all-ages suicide mortality rate was 14.9 per 100,000 and the all-ages homicide mortality rate was 3.0 per 100,000. Washington has met the Healthy People 2020 homicide target but not the suicide target.^{1,3,a}

Youth Violence^e

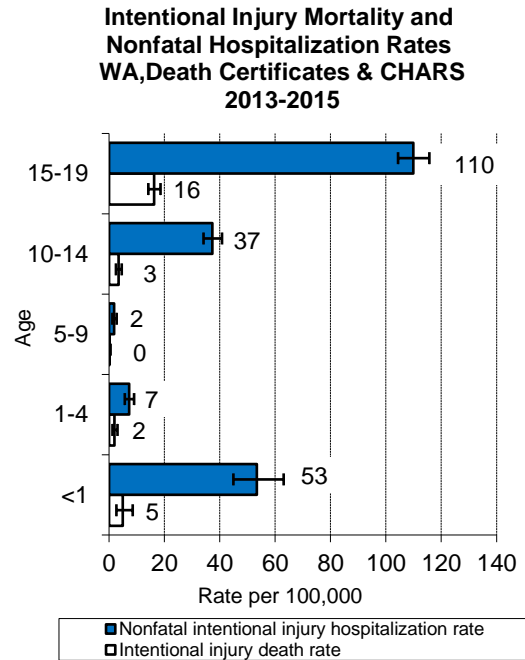
- In 2016, 24 percent of 6th graders reported being in a physical fight in the past 12 months, as did 27 percent of 8th graders, 21 percent of 10th graders, and 16 percent of 12th graders. In all grades, males were more likely than females to report being in a physical fight.^{4,c}
- In 2016, about 5 percent of students in grades 8, 10 and 12 reported that they had been a member of a gang in the past 12 months.^{4,d}
- In 2016, between 17-21 percent of students in grades 8, 10 and 12 reported having seriously considered attempting suicide in the past year, while 15 percent of 6th graders reported having ever thought about killing themselves.^{4,e}
- Five percent of 6th graders reported ever having tried to kill themselves. About 8-10% percent of 8th, 10th and 12th graders reported that they had attempted suicide one or more times in the previous 12 months.^{4,f}

- The Healthy People 2020 goal is to reduce suicide attempts by adolescents in grades 9-12 to no more than 1.7 percent. Washington has not met this goal. ^{2,4,f}

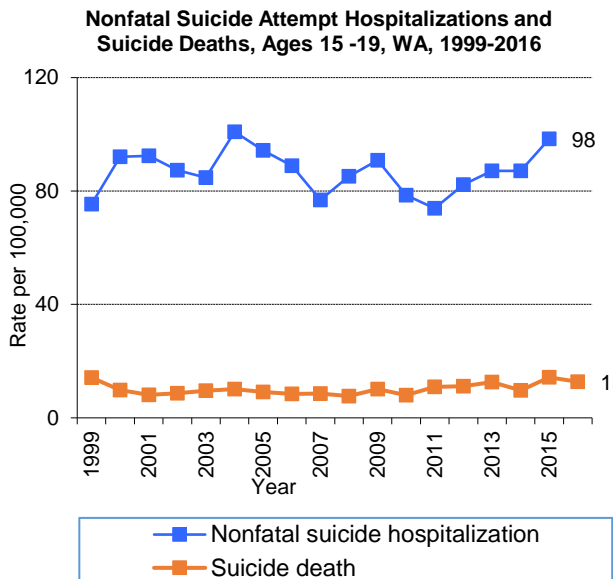
Mortality and Nonfatal Hospitalizations: Time Trend ^{1,2,5,a,b}



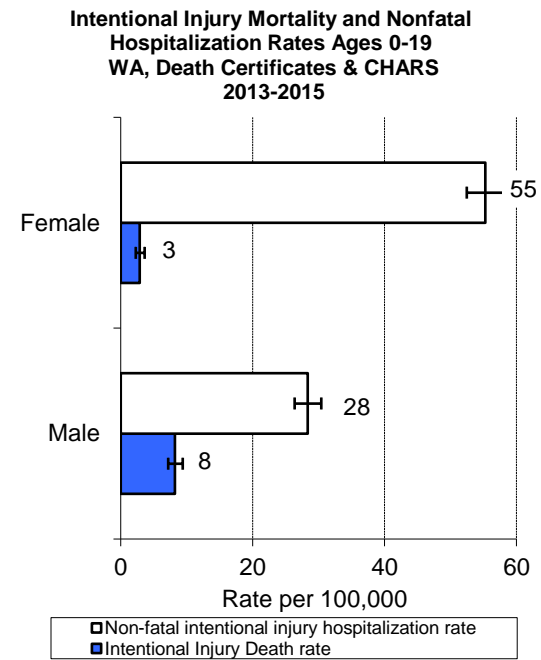
Mortality and Nonfatal Hospitalizations: Age ^{1,2,a,b}



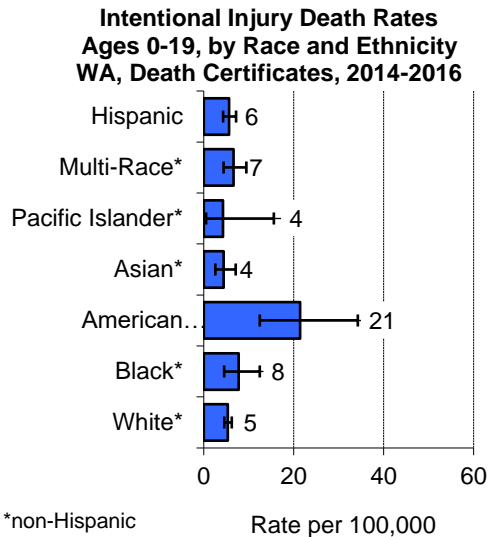
Mortality: Block Grant Measure-Suicides: 15 to 19 year olds ^{1,2,a,b}



Mortality and Nonfatal Hospitalizations: Sex ^{1,2,a,b}



Intentional Injury Mortality by Race/Ethnicity^{1,a}



Data Sources

1. Death Certificate Data: Washington State Department of Health, Center for Health Statistics. Accessed via Community Health Assessment Tool.
2. Hospitalization Discharge Data: Comprehensive Hospital Abstract Reporting System (CHARS), Washington State Department of Health, Center for Health Statistics. Accessed via Community Health Assessment Tool.
3. Healthy People 2020, US Department of Health and Human Services. Accessed online at: <http://www.healthypeople.gov/2020/default.aspx>
4. Washington State Healthy Youth Survey (2016). Washington State Department of Health, Office of the

Superintendent of Public Instruction, Department of Social and Health Services, Liquor and Cannabis Board, Looking Glass Analytics, Inc. Website:

<http://www.askhys.net/Home/About>

5. Centers for Disease Control CDC Wonder. Accessed 1/24/2018 <http://wonder.cdc.gov/>

Endnotes

- a. For death certificate data for years 1999 on, intentional self-harm (suicide) includes ICD-10 codes X60-X84 and Y87.0. Assault (homicide) includes ICD-10 codes X85-Y09 and Y87.1. For death certificate data for years 1980-1998 ICD-9 codes were used: intentional self-harm includes ICD-9 codes E950-E959, and assaults include ICD-9 codes E960-E969. Comparability ratio (used to enable comparison of ICD-9 and ICD-10 coded data) for intentional injury mortality was 1.00 (SE 0.0005 for suicides and 0.0006 for homicides).
- b. The data source is the Washington State Comprehensive Hospital Abstract Reporting System (CHARS). Hospitalization data uses ICD-9 codes and includes nonfatal hospitalizations due to assault (ICD-9 codes E960-E969), or attempted suicide (ICD-9 codes E950-E959). Patients hospitalized more than once with the same diagnosis are counted as separate incidents. Oregon hospitalizations of Washington residents excluded.
*Note: To handle the mid-year code conversion from International Classification of Disease (ICD) version 9 to version 10, the 2015 Hospitalization data is comprised of 2015 Washington Hospitalization data for the first 9 months, and 2014 Washington Hospitalization data for the last 3 months.
- c. Based on the question "In the past 12 months, how many times were you in a physical fight?"
- d. Based on the question "During the past 12 months, have you been a member of a gang?"
- e. Based on the questions "During the past 12 months, did you ever seriously consider attempting suicide?" and "Have you ever seriously thought about killing yourself?"
- f. Based on the questions "Have you ever tried to kill yourself" and "During the past 12 months, how many times did you actually attempt suicide?"

For persons with disabilities, this document is available on request in other formats. To submit a request, please call 1-800-525-0127 (TDD/TTY 1-800-833-6388).